

MUNINOVA

Social Finance Impact Reporting

June 2026

I. Background

- The Muninova Group conducts various businesses that support social consumption and economic activities under the theme of financial inclusion as a financial system. To further accelerate these initiatives, we have established a Social Finance Framework and secured funding through social bonds and social loans.
- This report provides information on Proceeds status, Funds allocation status, and Impact reporting in accordance with the Muninova Group Social Finance Framework.



II. Use of Proceeds Raised through Social Finance

- Proceeds from social bonds and social loans are allocated through group companies for new investments or loans, as well as refinancing to the following eligible social projects.

Eligible Social Projects

Project category	SBP* Category	Eligible Social Projects	SDGs
Support for small and medium enterprise	Access to finance for SMEs and employment generation	<p>Support for business funding for SMEs in need of funds for business growth and continuity</p> <p><Project></p> <ul style="list-style-type: none"> • Business loans of AG BUSINESS SUPPORT, which provides business financing support to SMEs • AG Capital's growth-oriented funding support for medium-sized companies and startups <p>【Target Populations】 SMEs in need of funds for business growth and continuity</p>	 
Support for medical and nursing care facilities	Access to essential services	<p>Support for business funding for hospitals and nursing care facilities</p> <p><Project></p> <ul style="list-style-type: none"> • AG MEDICAL's business funding support for healthcare and nursing care providers such as hospitals and nursing care facilities <p>【Target Populations】 People in need of medical and nursing care services or businesses in need of business financing to continue medical and nursing care services</p>	 
Provision of financial services to individuals in emerging countries	Access to essential services	<p>Improvement of financial literacy by providing individuals with access to financial services in emerging economies with immature financial services</p> <p><Project></p> <ul style="list-style-type: none"> • Provision of access to financial services for people in the Kingdom of Thailand by A&A (AIRA&AIFUL) <p>【Target Populations】 Individuals with difficulty in raising funds in countries with immature financial services</p>	  

* SBP: Social Bond Principles

III. Total Proceeds through Social Finance

- Total proceeds amount raised through social finance, including social bonds and social loans, was **39.7 billion yen** as of the end of March 2026

1. Social Bond

	Amount issued (¥)	Paid-in date Maturity date	Maturity Period	Interest rate (%)	Managing underwriter
66th	15 billion	2023/6/13 2026/6/12	3 years	0.87	Nomura Securities Co., Ltd. SMBC Nikko Securities Co. Ltd. Mizuho Securities Co., Ltd

2. Social Loan

Lenders	Borrowing amount (¥)	Loan origination date	Period
Sumitomo Mitsui Trust Bank, Ltd	4 billion	2023/9/25	3 years
The San-in Godo Bank, Ltd.	3 billion	2023/9/29	3 years
The Tochigi Bank, Ltd.	1 billion	2024/3/25	3 years
The Kiyo Bank, Ltd.	1 billion	2024/3/29	4 years
The Nanto Bank, Ltd.	0.5 billion	2024/3/29	3 years
Daishi Hokuetsu Bank, Ltd.	1 billion	2024/5/31	3 years
The Ehime Bank, Ltd.	3 billion	2024/8/23	3 years
The San-in Godo Bank, Ltd.	3.5 billion	2024/9/25	3 years
The Dai-ichi Life Insurance Company, Limited	1.7 billion	2024/9/26	3 years
Daishi Hokuetsu Bank, Ltd.	1 billion	2024/12/24	3 years
The Musashino Bank, Ltd.	1.5 billion	2025/3/31	3 years
Daishi Hokuetsu Bank, Ltd.	1 billion	2025/6/26	3 years
The Dai-ichi Life Insurance Company, Limited	1.5 billion	2025/9/29	2 years
Daishi Hokuetsu Bank, Ltd.	1 billion	2026/1/5	3 years

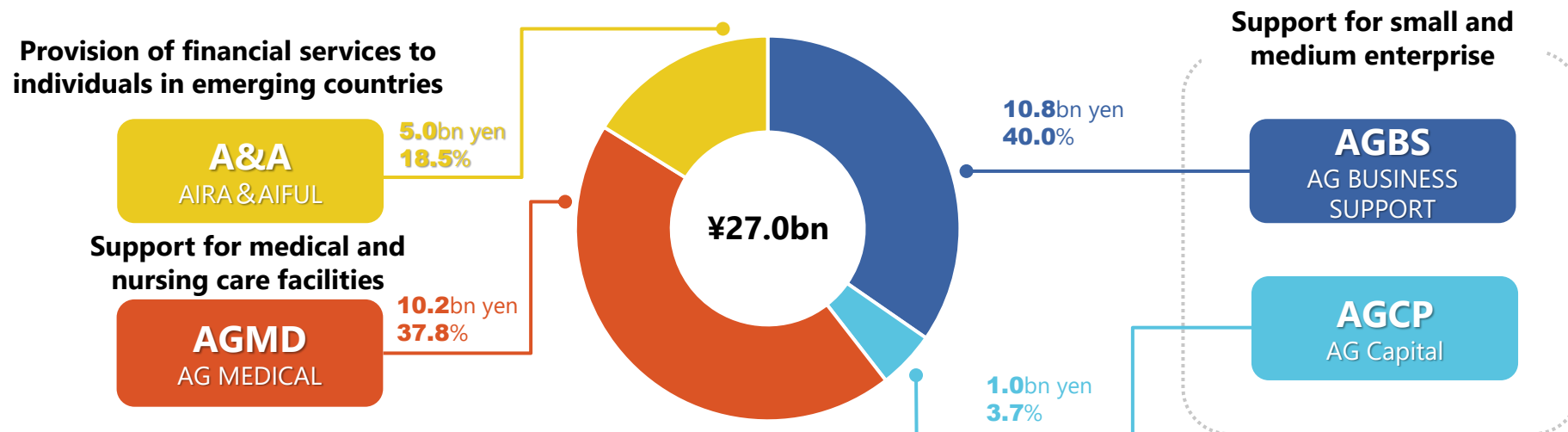
IV. Funds Allocation Status

- As of the end of March 2026, funds allocated through social finance was 27.0 billion.
- Details of the allocation status is as follows.

Project Category	Group Companies	Balance at Eligible Projects (¥)	Allocation of Social Finance Proceeds Amount*
Support for small and medium enterprise	AG BUSINESS SUPPORT	39.2 billion	10.8 billion
	AG Capital	3.7 billion	1.0 billion
Support for medical and nursing care facilities	AG MEDICAL	14.7 billion	10.2 billion
Provision of financial services to individuals in emerging countries	AIRA & AIFUL	11.9 billion	5.0 billion
Unallocated amount		-	0 billion
Total (Proceeds balance)		69.6 billion	27.0 billion

* Funds raised have been fully allocated for refinancing

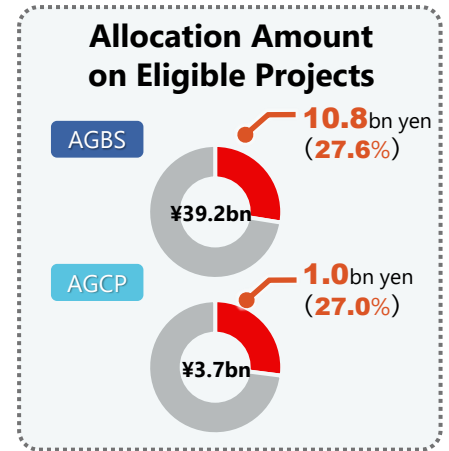
Social Finance Allocation Amount



V. Reporting

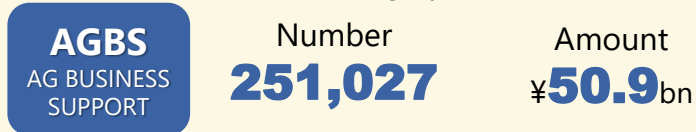
1. Support for Small and Medium-sized Enterprises

- Business loans by AG BUSINESS SUPPORT to support funding for small and micro enterprises
- Growth funding support for medium-sized and venture companies through AG Capital



OUTPUT

Number and amount of funding provided for each service category



*Number and amount of new loans, refinancing, additional loans, and revolving loans to SMEs.
*Results from April 2025 to the end of March 2026.



*Cumulative results until March 2026.

OUTCOME

Number of business operators and employees benefiting from funding provided for each service category



* Results from April 2025 to the end of March 2026.



* Cumulative results until March 2026.

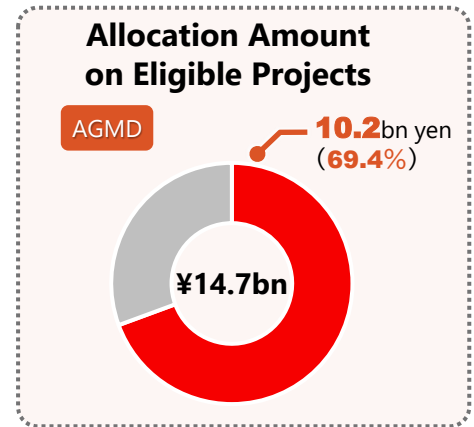
IMPACT

Contributing to financial inclusion by supporting the growth of SMEs and start-ups, and helping enhance their management stability, thereby supporting job retention.

V. Reporting

2. Support for Medical and Nursing Care Facilities

- Business funding support for medical and nursing care providers such as hospitals and nursing care facilities by AG MEDICAL



OUTPUT

Number and amount of funding provided for each category of targeted facilities

	Number	Amount
AGMD AG MEDICAL	822	¥ 15.0 bn

*Results from April 2025 to the end of March 2026.

OUTCOME

Number of hospital beds benefiting from funding support for each category of targeted facilities

	Number of Beds
AGMD AG MEDICAL	1,462

*Bed count applies to hospitals only.
*Results from April 2025 to the end of March 2026.

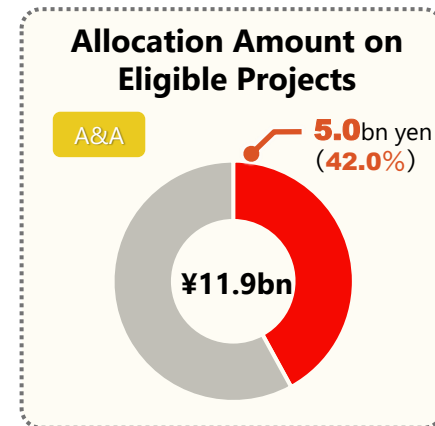
IMPACT

Improving access to medical and nursing care services for individuals in need and contributing to the maintenance and enhancement of those services.

V. Reporting

3. Provision of Financial Services to Individuals in Emerging Countries

- Provision of access to financial services for the people of Thailand through AIRA & AIFUL



OUTPUT

Number and amount of funding provided for the services



Number **23,785** Amount **290** million THB
approx. ¥1.43bn

*Results from April 2025 to the end of March 2026.
*JPY = 4.88 yen (TTM as of March 31, 2026)

OUTCOME

Number and amount of financial services provided to young people in their 20s and 30s



Number **16,786** Amount **180** million THB
approx. ¥0.90 bn

*Results from April 2025 to the end of March 2026.
*JPY = 4.88 yen (TTM as of March 31, 2026)

IMPACT

Enhancing financial literacy by improving access to financial services for individuals in emerging countries.